

Documentation

HiPath 500, HiPath 2000, HiPath 3000, HiPath 5000
HiPath OpenOffice EE, HiPath OpenOffice ME
HiPath 4000

OpenStage 15

OpenStage 15 T

Quick start guide



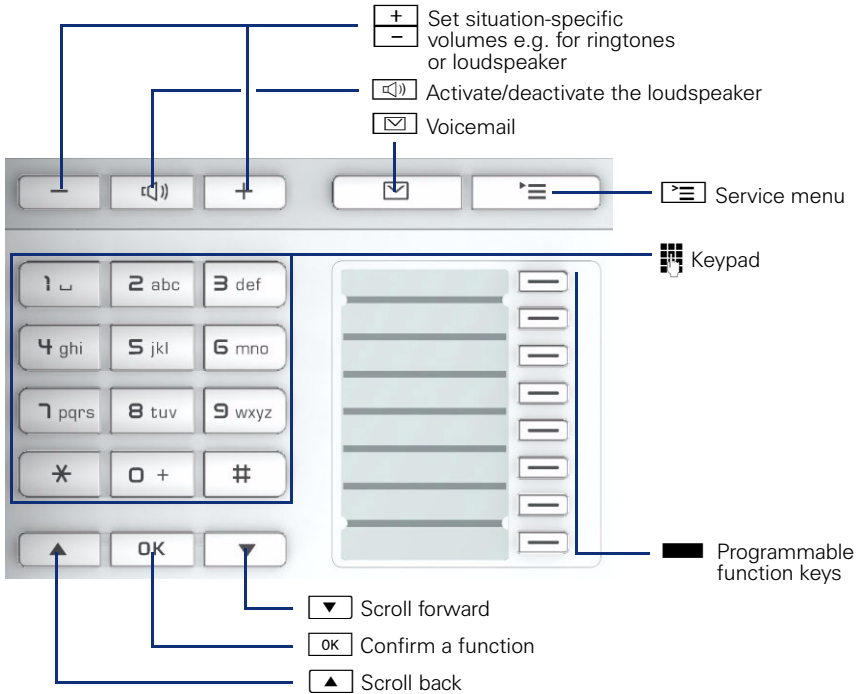
Communication for the open minded

Siemens Enterprise Communications
www.siemens-enterprise.com

SIEMENS

Operating your phone

Key field



Keypad

In cases where text input is possible, you can use the keypad to input text, punctuation and special characters. To do this, press the numerical keys repeatedly.

Additional functions on the asterisk and hash keys:






Key	Function during text input	Function when held down
* Δ	Type special characters.	Deactivate the ring tone
# ⇄	Switch between upper and lower case and number entry.	Activate the telephone lock.

Display

13:15	Sat 27.06.0	Time and date
2222	▼	Own phone number and menu icon

13:15	27.06.07	Time and date
	(± 1	A new entry in the call lists

Important operating procedures

- | | |
|---|--|
|  Lift the handset |  Enter the text or number |
|  Replace the handset |  Select entry |
|  Conduct call |  Ringtone/call waiting tone |
|  Next operating step | |

HiPath 4000

In idle mode

Answering a call via the handset




Accepting a call in speakerphone mode



Dialing from the caller list

- ◆ "Unanswered calls?", "Incoming calls?" or "Outgoing calls?" ▷ ◆ Select call
- ▷ ◆ "Output?"



Activating callback

-  Destination number ▷ on no reply or busy: "Callback?"

Redialing a number

-  Redial ▷ 

Programming call forwarding





-  ▷ ◆ "Destinations?" ▷ ◆ "Call forwarding?"
- ▷ ◆ "Next forwarding type?" ▷ repeat until you reach the required forwarding type ("Variable call forwarding", "Fixed call forwarding", "Forwarding for intnl", "Forwarding for extnl", "Forwarding on busy", "Call forwarding no reply" or "Forwarding on busy/no reply")
- ▷ ◆ "Enter destination:" ▷  number ▷ ◆ "Save?"

Activating/deactivating call forwarding (fixed call forwarding) for all calls

-  Call forwarding / Call forwarding

During a call with station A

Switching to speakerphone mode

 Hold down  (only for USA:  )

Consultation

◆ "Consultation?"   Station B number  Station B
 ▷ ◆ "Release and return?"   Station A







Accepting call waiting

 Call waiting tone  ◆ "Answer camp-on?"   Station B
 ▷ ◆ "Release and return?"   Station A

Start conference

◆ "Start conference?"   Station B number  Station B
 ▷ ◆ "Conference?"   Station A and B





Start conference with call waiting

 Call waiting tone  ◆ "Answer camp-on?"   Station B
 ▷ ◆ "Conference?"   Station A and B

Transferring a call with station B without consultation

◆ "Consultation?"   Destination number 

Transferring a call after consultation

◆ "Consultation?"   Station B number  Station B 

HiPath 500/2000/3000/5000, HiPath OpenOffice EE/ME

In idle mode

Answering a call via the handset



Accepting a call in speakerphone mode



Rejecting a call



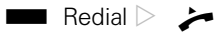
Disconnect

Activating callback



Destination number ▷ on no reply or busy: "Callback?"

Redialing a number









Redial ▷

Programming call forwarding

Forwarding ▷ ◆ select the required forwarding type (1=all calls, 2= external calls only, 3=internal calls only) ▷ ◆ Number ▷ ◆ "Save?"




During a call with station A

Switching to speakerphone mode






 Hold down   (only for USA:   )




Consultation

◆ "Consultation?"    Station B number   Station B

▷ ◆ "Quit and return?"    Station A

Start conference





◆ "Start conference?" or "Consultation?"    Station B number   Station B

▷ ◆ "Conference?"    Station A and B

Transferring a call with station B without consultation

◆ "Consultation?"    Destination number  

Transferring a call after consultation

◆ "Consultation?"    Station B number   Station B  

Communication for the open minded

Siemens Enterprise Communications
www.siemens-enterprise.com

Copyright © Siemens Enterprise
Communications GmbH & Co. KG
Hofmannstr. 51
80200 München
Deutschland

Siemens Enterprise
Communications GmbH & Co. KG
is a Trademark Licensee of Siemens AG

Reference No:
A31003-S2000-U138-2-7619

The information provided in this document contains merely general descriptions or characteristics of performance which in case of actual use do not always apply as described or which may change as a result of further development of the products.

An obligation to provide the respective characteristics shall only exist if expressly agreed in the terms of contract. Availability and technical specifications are subject to change without notice. OpenScape, OpenStage and HiPath are registered trademarks of Siemens Enterprise Communications GmbH & Co. KG. All other company, brand, product and service names are trademarks or registered trademarks of their respective holders.